







Let's Make Star Anise!

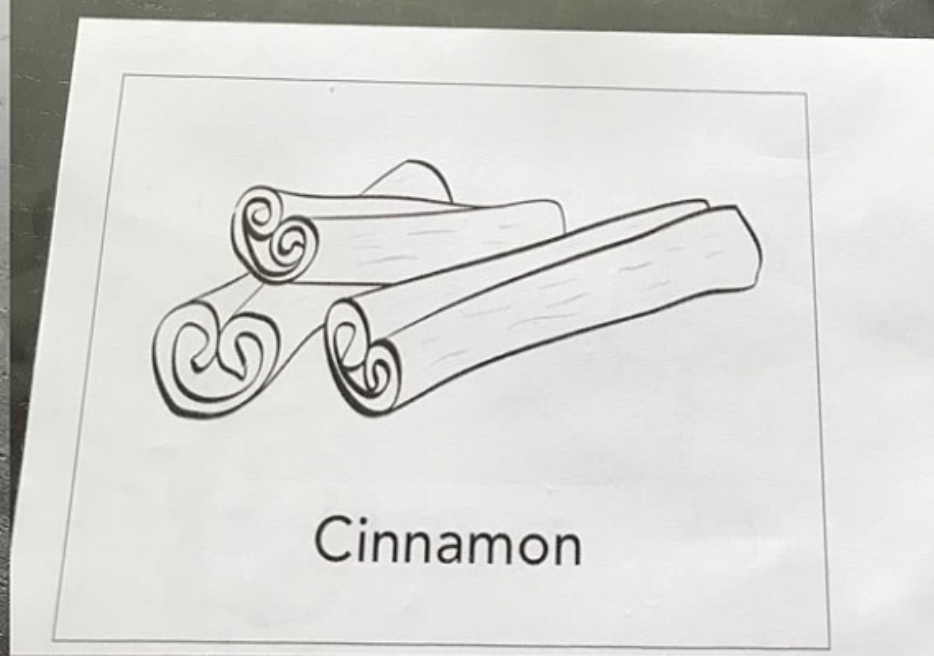
These are example steps. You may create according to your own style :) Just have fun!



Tip: Use pinching motion to create pointed edges.



Tip: Use satay stick to create the lines on the plasticine



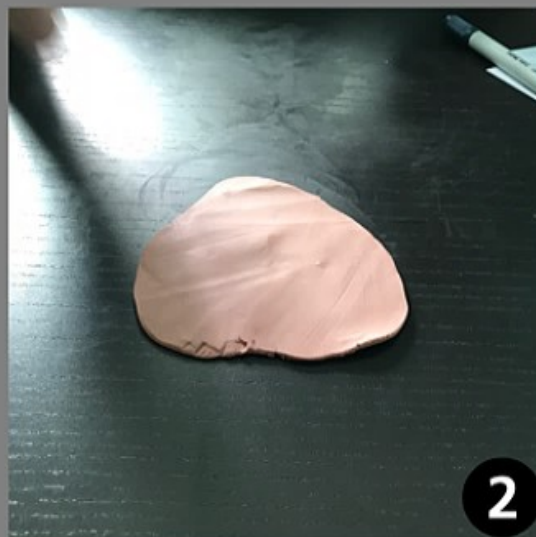
Let's Make Cinnamon!

These are example steps. You may create according to your own style :) Just have fun!



1

Tip: Use the body of the marker as a rolling pin to flatten the ball of plasticine




2



3

Tip: Use the ruler to cut out a flat square piece



4

Tip: Use satay stick to create the lines on the plasticine



5



6




Garlic

Let's Make Garlic!

These are example steps. You may create according to your own style :) Just have fun!



Tip: Create this centre piece with the broader base.



Tip: Use pinching motion to create the pointed edge. Repeat to make 5 similar pieces.

